

St. Columba's School, Ashok Place, New Delhi

Class: KG

Syllabus Planner – 2024- 2025

<p style="text-align: center;"><u>APRIL</u></p> <p>Theme: Me and My Neighbourhood</p> <p>Celebrations : Earth Day, Eid-ul-Fitr</p> <p>Story: My First day of School ▶ My First Day of School Re...</p> <p>Experiment/Activity: Earth day</p> <p>Non-fire cooking: Lemonade</p> <p>Life skills: Spreading a mat and folding it. Following the teacher's instructions. (Form a line, keep the bag and hang the water bottle on the peg)</p> <p><u>Physical Development</u></p> <p>Fine motor: Molding of clay</p> <p>Gross motor: Free play, Walking in/on a line.</p>	<p style="text-align: center;"><u>MAY</u></p> <p>Theme: Fun under the Sun</p> <p>Celebrations: Labour day</p> <p>Story: The Thirsty Crow ▶ Thirsty Crow Story in English ...</p> <p>Experiment/Activity: Stones take the place of water and it rises up.</p> <p>Etiquettes - May I go to the washroom?</p> <p>Life skills: Folding a worksheet and putting it in a folder.</p> <p><u>Physical Development</u></p> <p>Fine motor: Stringing beads, join the dots</p> <p>Gross motor: Walking on a zig-zag line.</p>
<p style="text-align: center;"><u>JULY</u></p> <p>Theme: Puddle Playtime</p> <p>Story: The Very Hungry Caterpillar ▶ The Very Hungry Caterpillar...</p> <p>Experiment: How do we get rain?</p> <p>Life skills: Packing my school bag</p> <p>Etiquettes- May I come in?</p> <p><u>Physical Development</u></p> <p>Fine motor: Eye-Hand coordination -left to right</p>	<p style="text-align: center;"><u>AUGUST</u></p> <p>Theme: Patriotism and Wellness</p> <p>Celebrations: Independence Day, Raksha Bandhan, Janmashtami, Founder's Day Assembly- ▶ Edmund Rice Story</p> <p>Story:The story of Edmund Rice</p> <p>Non-fire cooking: Tricolour Healthy Sandwich</p> <p>Life skills: Organizing the tables and chairs in class</p> <p><u>Physical Development</u></p>

<p>progression (Moving the finger) Gross motor: Throw and catch a ball</p>	<p>Fine motor: Cutting a straight line using safe scissors Gross motor: Hopping</p>
<p style="text-align: center;"><u>SEPTEMBER</u></p> <p>Theme: Life on Earth Celebrations: Id-e-Milad, Teacher's Day Story: Story of Germination Life skills: Cover your mouth and nose when you sneeze and cough. <u>Physical Development</u> Fine motor: Paper folding Gross motor: Going up and down the staircase.</p>	<p style="text-align: center;"><u>OCTOBER</u></p> <p>Theme: Life on Earth Celebrations: Gandhi Jayanti, Dussehra Story: Story of Dussehra Experiment: Texture - Touch and feel Non-fire cooking: Aloo chaat Life skills: Washing hands, Cleanliness Drive <u>Physical Development</u> Fine motor: Sorting Gross motor: Balancing on one leg</p>
<p style="text-align: center;"><u>NOVEMBER</u></p> <p>Theme: Our four-legged friends Celebrations: Diwali, Children's Day, Guru Nanak Jayanti Story: The Lion and the Mouse  The Lion and the Mouse in Englis... Experiment: Concept of Float and Sink Apple floats in water Non-fire cooking: Monaco Toppings</p> <p><u>Physical Development</u> Fine motor: Lacing Gross motor: Obstacle race</p>	<p style="text-align: center;"><u>DECEMBER</u></p> <p>Theme: Season of Hope Celebrations: Christmas Story: The Birth story of Jesus Christ https://www.youtube.com/watch?v=NJqMGE9c Experiment: Concept of day and night Life skills: Folding a T-Shirt <u>Physical Development</u> Fine motor: Picking up objects with tongs</p>
<p style="text-align: center;"><u>JANUARY</u></p> <p>Theme: Movers and Helpers Celebrations: New Year, Republic Day Story: Kindness Starts with you</p>	<p style="text-align: center;"><u>FEBRUARY</u></p> <p>Theme: Movers and Helpers Celebrations: Spring celebration Story: The Ugly Duckling</p>

<https://www.youtube.com/watch?v=-nlzjPnNfrU>

Experiment: Mixing of Primary colours


Non-fire cooking: Peanut Masala

Life skills: Buttoning a shirt

Physical Development

Fine motor: Coloring the picture neatly within lines

Gross motor: Jumping like a frog

 Ugly Duckling in English | Stor...

Experiment: Ice melts into water

Life skills: Lacing

Physical Development

Fine motor: Toothbrush spray painting

Gross motor: Climbing the jungle gym
(Using the KG play area effectively)

ENGLISH

APRIL

- Recognition of capital and small letters - S, A, T, I, P, N, C, K, E
- Phonic of letters
- Beginning and Ending sound of words
- Blending and Segmenting (Two letter phonic words)- Phonic Primer Reader Pg no. 4
- Two letter non phonic words -Phonic Primer Reader Pg no. 5

Poems/Rhymes

- Head, shoulders, knees and toes
[▶ Head Shoulders Knees And To...](#)
- If you're happy and you know it
[▶ If You're Happy And You Know...](#)

MAY

- Recognition of capital and small letters -H, R, M, D, G, O, U, L, F, B, J, Z, W, V, Q, X, Y
- Writing capital letters, A-Z in a sequence
- Phonic of letters
- Beginning and Ending sound of words
- Blending and Segmenting (of CVC words)

Poems/Rhymes

- I love you- Family
[▶ I Love You - Family \(HD\) - Nu...](#)
- Fruit Salad song
[▶ Watermelon Song | Fruit Sala...](#)

JULY

- Revision A-Z (Reading and Writing)
- Reading CVC words - 'an', 'at' family words.- Phonic Primer Reader Pg no. 6,7
- Introduction to cursive letters (patterns)
- Writing (a-z) cursive letters

Poems/Rhymes

- The Vegetable song
[▶ Vegetable Song | Songs for kid...](#)
- Pitter patter Pitter patter (Rain song)
[▶ Rain Song | Season Song for k...](#)

AUGUST

- Writing cursive letters continued
- Reading and Writing CVC words- 'at', 'an' 'ap' family
- Phonic Primer Reader Pg no. 8, 9
- Sight words



Poems/Rhymes

- Five little ducks
[▶ Five Little Ducks | Kids Songs...](#)
- We shall overcome
[▶ We Shall Overcome Nursery ...](#)

SEPTEMBER

- Reading and Writing of CVC words- 'ap', 'ad', 'ag', 'am' family
- Phonic Primer Reader Pg no. - 10. 11
- Sight words


Poems/Rhymes

- In the heart of a seed
 In the Heart of a Seed by Kate ...
- I am a Tree
 Recite the poem "I Am A Tree" ...

OCTOBER

- Reading and Writing of CVC words- 'en', 'et', 'eg', 'ed', 'ig', 'it', 'im', 'ix', 'ib', 'id', 'in', 'ip' family
- Phonic Primer Reader Pg no. 12, 13, 14, 15, 16, 17
- Sentence structure
 - What do you see?
 - What is it?
- Sight words


Poems/rhymes

- Two little dicky birds
 Two little dicky birds - 3D Ani...

NOVEMBER

- Reading and Writing of CVC words- 'og', 'ob', 'oy', 'op', 'ot', 'od', 'ox' family
- Phonic Primer Reader Pg no. 18-21
- Rhyming words
- Sight words
- One/Many
- Sentence Structure
 - What is this?

Poem/Rhyme

- Old McDonald had a farm
 Old MacDonalD | @CoComelo...
- The Animal song

DECEMBER

- Reading and Writing of CVC words- 'un', 'ug', 'ub', 'up', 'ut' family
- Phonic Primer Reader Pg no. 22-23
- Reading passages
- Days of the week
- Picture Comprehension
- Sight Words
- Position Words- in, on, under
- Rhyming Words
- Sentence Structure
 - What is that?

Poem/Rhyme

<p> The Animal Song</p>	<ul style="list-style-type: none"> • Christmas Carols <ol style="list-style-type: none"> 1. Jingle bells <ul style="list-style-type: none">  Jingle Bells with Lyrics Chris... 2. We wish you a merry Christmas <ul style="list-style-type: none">  We Wish You a Merry Christ... 3. Feliz Navidad <ul style="list-style-type: none">  Feliz Navidad with Lyrics Lo...
<p style="text-align: center;"><u>JANUARY</u></p> <ul style="list-style-type: none"> • Phonic Primer Reader Pg no. 24-37 • Rhyming Words • Opposites • Colour Words • Sight Words <p>Poems/Rhymes</p> <ul style="list-style-type: none"> • Traffic light song <ul style="list-style-type: none">  Traffic Lights Song Vehicles ... • Row row, row your boat <ul style="list-style-type: none">  Row, Row, Row Your Boat (An... 	<p style="text-align: center;"><u>FEBRUARY</u></p> <ul style="list-style-type: none"> • Reading passages • Comprehension • Picture Composition • Recapitulation <p>Poems/Rhymes</p> <ul style="list-style-type: none"> • Community helpers <ul style="list-style-type: none">  Community Helpers Nursery ... • Miss Polly had a Dolly <ul style="list-style-type: none">  'Miss Polly Had A Dolly' Nursery R...

ASSESSMENTS		
Term 1	Day & Date	Syllabus
FA- 1	10.05.24 Friday	<ul style="list-style-type: none"> • Sounds of letters (S, A, T, I, P, N, C, K, E, H, R, M) • Writing Capital and recognition of small letters (S, A, T, I, P, N, C, K,

		E, H, R, M)
FA- 2	01.08.24 Thursday	<ul style="list-style-type: none"> ● Alphabet (A-Z) ● Beginning and Ending sounds of words -‘at’, ‘an’ family words ● Capital and small letters correspondence. (A-Z)
Half Yearly Assessment	19.09.24 Thursday	<ul style="list-style-type: none"> ● Capital/ small/ cursive letter correspondence ● CVC words done till Sep ● Beginning and Ending sounds of words
Term 2	Date	Syllabus
FA- 3	06.11.24 Wednesday	<ul style="list-style-type: none"> ● CVC words done till October ● Beginning, middle and ending sounds of words done till October ● Cursive letters ● Sentence Structures <ul style="list-style-type: none"> - What do you see? - What is it?
FA- 4	17.12.24 Tuesday	<ul style="list-style-type: none"> ● CVC words ● Rhyming words ● Sentence structure (Picture Comprehension) <ul style="list-style-type: none"> - What is this? - What is that?

Annual Assessment	28.02.25 Friday	<ul style="list-style-type: none">● CVC Words- 'a, e, i, o, u' family words● Rhyming words● Color words● One/Many (s)● Position words-in, on, under● Opposites● Sentence structures● Picture Comprehension● Comprehension passages
--------------------------	--------------------	--

MATHS

APRIL

- Pre- number skills
- Oral Counting (1-10)
- Numbers with Number Value (1-4)
- Writing numbers (1-4)

MAY

- Oral Counting (1-30)
- Numbers with Number Value (5-7)
- Writing numbers (1-7)
- Identify the odd one out
- Complete the given pattern
- Concepts – Big/Small
- Shape – Circle

JULY

- Oral Counting (1-50)
- Numbers with Number Value (8-10)
- Writing numbers (1-10)
- Concept – Long/ Short
- Shape – Square
- Introduction to the concept of 0
- Missing numbers 1-10
- Backward counting (10-1)

AUGUST

- Oral Counting (1-60)
- What comes after and in between (0-10)
- What comes before (0-10)
- Concept – Heavy / Light
- Shape – Triangle
- Compare the numbers(1-10) and put the correct sign (>, <, =)
- Numbers with Number Value (11-15)
- Writing numbers (11-15)

SEPTEMBER

- Oral Counting (1-70)
- Numbers with Number Value (16-20)
- Writing numbers (1-20)
- Concept – Far/ Near
- Shape – Rectangle

OCTOBER

- Oral Counting (1-80)
- Number Names (One - Seven)
- Compare numbers and put the correct sign ($>$, $<$, $=$)
- What comes After and In Between, Before (1-20)
- Backward counting (20-1)

NOVEMBER

- Oral Counting – (1-90)
- Concept – Tall/ Short
- Concept – More/Less
- Concept – Up / Down
- What comes Before (1-20)
- Number Names – (Eight - Fifteen)

DECEMBER

- Oral Counting – (1-100)
- Number names (One- Fifteen)
- How many more?
- Object Addition (1-9) (+0) (Horizontal)

JANUARY

- Oral Counting – (1-100)
- Single digit Addition (1-9), (+0) (Vertical & Horizontal)
- Subtraction – With Objects and Numbers
- Concept - Full / Empty
- Number Names – (Sixteen - Twenty)

FEBRUARY

- Revision of all numeracy concepts till 20.
- Forward / Backward Counting till 20
- Addition / Subtraction
- Simple story sums

ASSESSMENTS

Term 1	Day & Date	Syllabus
FA- 1	15.05.24 Wednesday	<ul style="list-style-type: none">● Number and number value (1-5)● Shape (Circle)● Identify the odd one out● Complete the pattern
FA- 2	07.08.24 Wednesday	<ul style="list-style-type: none">● Numbers and Number Value (1-10)● Concept- Long/Short● Backward Counting (10-1)● Concept- Big/ Small

Half Yearly Assessment	24.09.24 Tuesday	<ul style="list-style-type: none">● Numbers and Number Value (1-20)● What comes Before, After, In Between (0-10)● Concept- Heavy/ Light● Shapes- Circle, Square, Triangle
Term 2	Day & Date	Syllabus
FA-3	11.11.24 Monday	<ul style="list-style-type: none">● What comes Before, After, In Between (0-20)● Concept- Tall/ Short● Number Names (One- Five)

		<ul style="list-style-type: none"> ● Backward Counting (20-1) ● Put the correct sign (>, <, =) (1-20)
FA- 4	19.12.24 Thursday	<ul style="list-style-type: none"> ● How many more? ● Addition (Single digit) ● Concept- Up/ Down ● Number names (One- Ten)
Annual Assessment	05.03.25 Wednesday	<ul style="list-style-type: none"> ● Numbers and number value (0-20) ● What comes Before, In Between, After (0-20) ● Addition/ Subtraction (Single digit) ● Compare numbers and Put the correct sign (>, <, =) (1-20) ● Number Names (One-Twenty)

ENVIRONMENTAL STUDIES

APRIL

- **Me and My Body.** (EVS book Pg. 4)
- **Sense Organs-** (Pg. 5)
- **Cleanliness and Good Habits** (Pg. 26, 27)
 - How can we keep ourselves clean?
 - Magic Words
- **Special Day**
 - Earth Day

MAY

- **My Family (pg 8)**
 - Importance of family
 - Big family, small family
- **My School and My Classroom (pg 9)**
 - Name of Class teacher, School Tour
 - Things we see in the class
- **Summer Season**
 - Weather
 - Food we like to eat
 - Clothes and Accessories

JULY

- **Fruits and Vegetables (Pg. 10, 11)**
 - One seed, Many seed fruits
 - Green Vegetables
- **Food We Eat (Pg. 23)**
 - Rice and wheat products
 - Milk products
 - Sweet dishes
- **Rainy Season (Pg. 3)**
 - Weather
 - Food we eat
 - Clothes and Accessories
 - Animals and birds we see in this season

AUGUST

- **My Country**
 - It's capital, Name of Prime Minister and President
 - National Flag & National symbols
- **Festivals**
 - Raksha Bandhan
 - Janmashtami
 - Independence Day

SEPTEMBER

- **Plant life**
 - Germination
 - What plants need to grow?
 - Things we get from the plants.
- **Water** (Pg. 30, 31)
 - Sources of water and its importance
 - Water Experiments -Water is colourless
 - Salt dissolves in water
 - Water Pollution
- **Air**
 - Importance of Air
 - Activities in which air is used
 - Air Pollution

OCTOBER

- **National Festival**
 - Gandhi Jayanti
- **Birds** (Pg.19)
 - Parts of the body of the bird
 - Their food
 - Flightless birds
- **Festivals**
 - Dussehra
 - Diwali

NOVEMBER

- Living and Non-Living things
- **Festivals**
 - Gurpurab
- **Animals** (Pg. 12-17)
 - Pet/Domestic, Wild, Water
- **Insects** (Pg. 21)

DECEMBER

- **Winter Season**
 - Weather
 - Food we eat
 - Clothes we wear
- **Festival**
 - Christmas story

<u>JANUARY</u>	<u>FEBRUARY</u>
<ul style="list-style-type: none"> ● Means of Transport (Pg.22) <ul style="list-style-type: none"> - Land/Water/Air transport - Traffic Rules and Road Signs, Types of Fuels ● National Festival <ul style="list-style-type: none"> - Republic Day 	<ul style="list-style-type: none"> ● Community Helpers (Pg. 24, 25, 38, 39) <ul style="list-style-type: none"> - Helpers and their tools - Place of work

ASSESSMENTS		
Term 1	Day & Date	Syllabus
FA- 1	17.5.24 Friday	<ul style="list-style-type: none"> ● Me and My Body ● Cleanliness and Good Habits ● My family and My School
FA- 2	9.8.24 Friday	<ul style="list-style-type: none"> ● Fruits and Vegetables ● Food we eat ● Summer Season
Half Yearly Assessment	26.9.24 Thursday	<ul style="list-style-type: none"> ● My country ● Plant life ● Water
Term 2	Day & Date	Syllabus
FA- 3	13.11.24 Wednesday	<ul style="list-style-type: none"> ● Air ● Birds ● Living and Non-Living things

FA- 4	20.12.24 Friday	<ul style="list-style-type: none">● Animals● Insects● Winter Season
Annual Assessment	06.3.25 Thursday	<ul style="list-style-type: none">● Means Of Transport● Community Helpers● Festivals- Christmas, Republic day

HINDI

APRIL

Theme: Me and My Neighbourhood

- स्वर – अ से ऊ
मधुप पुस्तक (pg. 11-19)
- पहचान- मौखिक, लिखित
- स्वर गीत- अ से अनार ...
- कविता- अच्छी आदत है
[अच्छी आदत है song | Hindi Nurs...](#)
- कहानी- बड़े लोगों का सम्मान करें।

MAY

Theme: Fun under the Sun

- स्वर – ऋ से अः
मधुप पुस्तक (pg 20-31)
- कविता- मेरा स्कूल
[Mera School Rhymes मेरा स्कू...](#)
- कविता- मेरा परिवार

JULY

Theme:Puddle playtime

- व्यंजन- क से ज
मधुप पुस्तक(32-42)
- दो अक्षर शब्द
- हिन्दी अंकों की पहचान
- कविता – पानी बरसा छम-छम-छम
- कहानी - हम्प्टी ट्रेन (फल)
[Humpty the Train on a Fruits Ri...](#)

AUGUST

Theme: Patriotism and Wellness

- व्यंजन – ट से ण
मधुप पुस्तक (pg 43-49)
- दो अक्षर शब्द
- कविता- 15 अगस्त का दिन...
[15 August Song 2018 - Indepe...](#)
- कहानी – नन्हा पौधा
[नन्हा पौधा | Nanha Paudha | नैति...](#)

SEPTEMBER

Theme: Life on Earth

- व्यंजन – त से न
मधुप पुस्तक (pg. 50- 56)
- पुनराभ्यास– स्वर, व्यंजन
- कहानी - पेड़ का दर्द
[▶ पेड़ का दर्द | Ped Ka Dard Kahani | ...](#)
- कविता – आलू बोला मुझको

OCTOBER

Theme: Life on Earth

- व्यंजन – प से म
मधुप पुस्तक (pg. 58-64)
- शब्द रचना
- कविता – बच्चों का पेड़
- कहानी - तन्हा बीज
- [▶ कहानी - तन्हा बीज Lonely Seed i...](#)

NOVEMBER

Theme: Our four-legged friends

- व्यंजन – य से व
मधुप पुस्तक (pg. 67-73)
- आकारों से चार पैर वाले जानवरों की आकृति
- 3 अक्षर शब्द
- कविता- लाल टमाटर

DECEMBER

Theme: Season of Hope

- व्यंजन – श से ह
मधुप पुस्तक (pg. 74-78)
- वाक्य रचना
- क्रिसमस की कहानी
[▶ सैंटा की कहानी | New Santa St...](#)

JANUARY

Theme: Movers and Helpers

- संयुक्त व्यंजन – क्ष त्र ज्ञ श्र
- इ, ढ
- 4 अक्षर शब्द
मधुप पुस्तक (pg. 79-82)
- यातायात के साधन
[▶ यातायात के साधन | Modes of T...](#)
- कविता - चतुर चूहे राम

FEBRUARY

Theme: Movers and Helpers

- पुनराभ्यास – स्वर, व्यंजन
मधुप पुस्तक (pg 84-88)
- 2,3,4 अक्षर शब्द
- वाक्य रचना
- कविता- हमारे सामुदायिक सहायक
[▶ हमारे सामुदायिक सहायक | Com...](#)

--	--

ASSESSMENTS		
Term 1	Day & Date	Syllabus
FA- 1	13.05.24 Monday	<ul style="list-style-type: none"> ● स्वर अ- ऊ क्रम ● अक्षर चित्र मिलान ● अक्षर की सही पहचान/बनावट ● चित्र का पहला/आखिरी अक्षर
FA- 2	05.08.24 Monday	<ul style="list-style-type: none"> ● स्वर-अ से अः ● व्यंजन - क से घ क्रम ● अक्षर/चित्र मिलान ● चित्र का पहला/आखिरी अक्षर ● दो अक्षर शब्द
Half Yearly Assessment	21.09.24 Saturday	<ul style="list-style-type: none"> ● स्वर- अ से अः ● व्यंजन - क से ण ● दो अक्षर शब्द ● अक्षर /शब्द /चित्र मिलान ● चित्र का पहला/आखिरी अक्षर
Term 2	Day & Date	Syllabus

FA- 3	08.11.24 Friday	<ul style="list-style-type: none">● स्वर● व्यंजन – क से न● खाली स्थान भरो● चित्र का पहला/आखिरी अक्षर● अक्षर/शब्द/चित्र मिलान
FA- 4	18.12.24 Wednesday	<ul style="list-style-type: none">● स्वर● व्यंजन– क से व● चित्र का पहला/आखिरी अक्षर● अक्षर/शब्द/चित्र मिलान● दो अक्षर शब्द● चित्र पहचानकर शब्द लिखो
Annual Assessment	03.03.25 Monday	<ul style="list-style-type: none">● स्वर, व्यंजन क्रम/पहचान● दो, तीन, चार अक्षर शब्द● वाक्य रचना● शब्द/चित्र मिलान

POEMS/RHYMES

APRIL

Head, shoulders, knees and toes

Head, Shoulders Knees and toes,
Knees and toes.

Head, Shoulders Knees and toes,
Knees and toes.

And eyes and ears and mouth and
nose,

Head Shoulders Knees and toes ,
Knees and toes

If You're Happy and You Know it

If you're happy and you know it, clap
your hands

If you're happy and you know it, clap
your hands

If you're happy and you know it And
you really want to show it

If you're happy and you know it, clap
your hands

- Snap your fingers
- Stomp your feet
- Tap your head

MAY

I love you- Family

I Love You

You Love Me

We Are One Big Family

With A Hug And A Kiss

And An I Love You

Won't You Say You Love Me Too

Love You Kids

We Love You

We Are One Big Family

With A Hug And A Kiss

And An I Love You

Won't You Say You Love Me Too

Watermelon Watermelon

Watermelon Watermelon

Papaya Papaya,

CHIKOO CHIKOO, CHIKOO,

CHIKOO CHIKOO, CHIKOO,

fruit salad,fruit salad

Apple , Mango ,Apple ,Mango

Banana , Banana

cherry ,cherry ,cherry

cherry, cherry, cherry

fruit salad

JULY

The Vegetable song

Carrot!
Cabbage!
Broccoli!
One, two, three!

Let's chop some carrots (carrots), na,
na, na
Let's chop some cabbage (cabbage),
na, na, na
Let's chop some broccoli (broccoli), na,
na, na
Some vegetables for you and me

Carrot! Cabbage! Broc-co-li!
Carrot! Cabbage! Broc-co-li!
Some vegetables for you and me

Pitter patter Pitter patter (Rain song)

Pitter Patter pitter patter
Hear the rain drops chitter chatter
Get your umbrellas and raincoats
Time to float your paper boats
It's fun to look for earthworms around
Don't you get scared by the thunder
sound
Its time for us to dance in the rain
The greener days are here again

AUGUST

Five little ducks

Five little ducks went out one day
Over the hill and far away
Mother duck said, "Quack, quack,
quack, quack"
But only four little ducks came back
1, 2, 3, 4
Four little ducks went out one day
Over the hill and far away
Mother duck said, "Quack, quack,
quack, quack"
But only three little ducks came back
1, 2, 3
Three little ducks went out one day
Over the hill and far away
Mother duck said, "Quack, quack,
quack, quack"
But only two little ducks came back
1, 2
Two little ducks went out one day
Over the hill and far away
Mother duck said, "Quack, quack,
quack, quack"
But only one little duck came back
1
One little duck went out one day
Over the hill and far away
Mother duck said, "Quack, quack,
quack, quack"
But none of the five little ducks came
back
Sad mother duck went out one day
Over the hill and far away
Mother duck said, "Quack, quack,
quack, quack"
And all of five little ducks came back

Five little ducks went out to play
Over the hill and far away
Mother duck said, "Quack, quack,
quack, quack"
And all of the five little ducks came
back!

We shall overcome

We shall overcome
We shall overcome
We shall overcome, someday
Oh Oh, deep in my heart
I do believe
We shall overcome, someday
We shall overcome
We shall overcome
We shall overcome, someday
Oh Oh, deep in my heart
I do believe
We shall overcome, someday

SEPTEMBER

In the heart of a seed

In the heart of a seed, Buried deep, so
deep,

A dear little plant Lay fast
asleep.

"Wake," said the sunshine, "And
creep to the light." "Wake," said
the voice

Of raindrops bright.

The little plant heard, and rose
to see,

Just how wonderful
outside world might be.

OCTOBER

Two little dicky birds

Two little dicky birds sitting on a
wall, one named Peter, the other
named Paul

Fly away Peter, fly away Paul,
Come back Peter, come back
Paul.

I am a Tree

I am a tree and I stand so tall,
I have great big branches and little
branches small.

When the wind blows left, or the wind
blows right,

I keep my branches strong with all of my
might.

I am a Tree

I am a tree and I stand so tall,
I have great big branches and little
branches small.

Bees can build a hive, birds can build a
nest.

My branches stay strong.

I always try my best.

I am a Tree

I am a tree and I stand so tall,
I have great big branches and little
branches small.

Rain makes me strong and snow makes
me bright!

I grow through all the seasons
all day and all night.

I love the Earth and Earth loves me.

I stand so tall, because I am a tree.

NOVEMBER

Old McDonald had a farm

Old MACDONALD had a
farm E-I-E-I-O

And on his farm he had

DECEMBER

Jingle bells

Dashing through the
snow In a one-horse
open sleigh O'er the

some cows E-I-E-I-O With
a moo moo here And a
moo moo there
Here a moo, there a moo Everywhere a
moo moo Old MacDonald had a farm
E-I-E-I-O

Old MACDONALD had a
farm E-I-E-I-O

And on his farm he had
some pigs E-I-E-I-O

With a oink oink here

And a oink oink there

Here a oink, there a oink

Everywhere a oink oink

Old MacDonald had a
farm E-I-E-I-O

Old MACDONALD had a
farm E-I-E-I-O

And on his farm he had some
ducks E-I-E-I-O

With a quack quack here

And a quack quack there

Here a quack, there a

quack Everywhere a

fields we go Laughing all
the way

Bells on bobtails ring

Making spirits bright

What fun it is to ride and

sing A sleighing song

tonight, oh! Jingle bells,

jingle bells Jingle all the

way

Oh what fun it is to ride

In a one-horse open

sleigh, hey! Jingle bells,

jingle bells Jingle all the

way

Oh what fun it is to ride

In a one-horse open

sleigh.

We wish you a merry Christmas

We wish you a Merry Christmas

We wish you a Merry Christmas

We wish you a Merry Christmas

And a happy New Year.

Good tidings we bring

To you and your kin;

Good tidings for Christmas

And a happy New Year!

quack quack Old

MacDonald had a farm

E-I-E-I-O

Old MACDONALD had a

farm E-I-E-I-O

And on his farm he had some

horses E-I-E-I-O

With a neigh neigh here

And a neigh neigh there

Here a neigh, there a

neigh Everywhere a

neigh neigh Old

MacDonald had a farm

E-I-E-I-O

Old MACDONALD had a

farm E-I-E-I-O

And on his farm he had some

sheep E-I-E-I-O

With a baa baa here

And a baa baa there

Here a baa, there a baa

Everywhere a baa baa

Old MacDonald had a

Feliz Navidad

Feliz Navidad

Feliz Navidad

Feliz Navidad

Prospero ano y felicidad

Feliz Navidad

Feliz Navidad

Feliz Navidad

Prospero ano y felicidad

I wanna wish you a merry Christmas

I wanna wish you a merry Christmas

I wanna wish you a merry Christmas

From the bottom of my heart

farm E-I-E-I-O

The Animal song

Jump jump like a kangaroo.

Jump jump like a kangaroo.

Jump jump like a kangaroo.

Let's sing the animal song.

Let's swing out noses like an elephant.

Swing swing, like an elephant.

Swing swing, like an elephant.

Swing swing, like an elephant.

Let's sing the animal song.

JANUARY

Traffic light song

Red light, red light What

FEBRUARY

Community helpers

Teacher teacher what do you do?
I teach reading and writing too.

do you say?

I say stop-stop Right
away.

Yellow light, yellow light

What do you say?

I say wait Right
away.

Green light, green light What do you
say?

I say Go Right away.

Row row, row your boat

Row, row, row your boat
Gently down the stream
Merrily, merrily, merrily, merrily
Life is but a dream.

Row, row, row your boat
Treasures down the stream
Up down, up down
Let's all row and sing.

Doctor doctor what do you do?
I help when you are sick with a cold or
flu.

Firefighter firefighter what do you do?
I help fight fire that might hurt you

Officer officer what do you do?
I help you stay safe in all that you do.

Miss Polly had a Dolly

Miss Polly had a dolly who was sick,
sick, sick.

she called for the doctor to be quick,
quick, quick.

The doctor came with his bag and his
hat

And he knocked on the door with a
rat-a-tat-tat.

He looked at the dolly and he shook his
head

he said "Miss Polly, put her straight to
bed!"

He wrote on a paper for a pill, pill, pill
"I'll be back in the morning with the bill,
bill, bill."

GENERAL KNOWLEDGE

<p style="text-align: center;"><u>APRIL</u></p> <ul style="list-style-type: none">• Some facts about My Body	<p style="text-align: center;"><u>MAY</u></p> <ul style="list-style-type: none">• Me and My School - Indoor and Outdoor games
<p style="text-align: center;"><u>JULY</u></p> <ul style="list-style-type: none">• Fun facts about food	<p style="text-align: center;"><u>AUGUST</u></p> <ul style="list-style-type: none">• Our Freedom Fighters
<p style="text-align: center;"><u>SEPTEMBER</u></p> <ul style="list-style-type: none">• Some facts about flowers	<p style="text-align: center;"><u>OCTOBER</u></p> <ul style="list-style-type: none">• Facts about My Earth Some facts about Insects
<p style="text-align: center;"><u>NOVEMBER</u></p> <ul style="list-style-type: none">• Some facts about Insects	<p style="text-align: center;"><u>DECEMBER</u></p> <ul style="list-style-type: none">• Important places to visit in Delhi
<p style="text-align: center;"><u>JANUARY</u></p> <ul style="list-style-type: none">• Some important inventions	<p style="text-align: center;"><u>FEBRUARY</u></p> <ul style="list-style-type: none">• Important personalities

VALUE EDUCATION

<p style="text-align: center;"><u>APRIL</u></p> <ul style="list-style-type: none">• I love myself• My Mother Earth (Eco Buddies- care	<p style="text-align: center;"><u>MAY</u></p> <ul style="list-style-type: none">• Greeting others• I am learning to be kind and caring• Teaching Mindfulness
---	---

for change)	
<p style="text-align: center;"><u>JULY</u></p> <ul style="list-style-type: none">• I can work as a Team - learning to be social	<p style="text-align: center;"><u>AUGUST</u></p> <ul style="list-style-type: none">• I love my country
<p style="text-align: center;"><u>SEPTEMBER</u></p> <ul style="list-style-type: none">• The power of a smile	<p style="text-align: center;"><u>OCTOBER</u></p> <ul style="list-style-type: none">• I am a global citizen - Be kind to plants, animals and The Earth
<p style="text-align: center;"><u>NOVEMBER</u></p> <ul style="list-style-type: none">• Importance of play and exercise	<p style="text-align: center;"><u>DECEMBER</u></p> <ul style="list-style-type: none">• The joy of giving and sharing
<p style="text-align: center;"><u>JANUARY</u></p> <ul style="list-style-type: none">• I can manage my feelings.	<p style="text-align: center;"><u>FEBRUARY</u></p> <ul style="list-style-type: none">• I am a responsible boy - See how I have grown.

PHYSICAL EDUCATION

APRIL

- Warm Up Exercises
- Singing of Rhymes
- Body Part Song Action Song
- Line Formation
- Correct Body Postures
- Health and Hygiene
- Oral Counting (1-16)
- Playing with Ball
- Healthy Food

MAY

- Warm up Exercises
- Dance
- Gross Motor Skill
- Rhymes /Poems
- Health and Hygiene
- Body Parts Song
- Animal Song
- Spot Jogging
- Zig Zag Running

JULY

- Warm up exercise
- Line Formation
- About turn
- Bounce the ball
- Spot jogging
- Oral Counting (1-16)
- Dance
- **FIT INDIA**
- Frog Jump
- Obstacle and Hurdle Race
- Flat race
- Healthy Food
- Exercise
- Stretching (Non-Locomotor Skill)
- Manipulative Skill - Bounce the Ball
- Safety Rules

AUGUST

- Oral Counting (1-16)
- Warm Up Exercises
- Four Line Formation (Revision)
- Stand-at-ease
- Attention
- Right about turn
- Exercise with Counting
- FIT INDIA BALANCE
- Marching Practice
- oga Exercise
- Bean Bag Balance
- Running Practice
- Drill Practice
- cleanliness

Activities:

- Walk and run
- Sit and stand
- Stop and walk
- Hop and walk
- Bend and roll
- Walk and run/leap
- Walk and jog
- Walk, Jog and Run
- Sports Day Practice
- Sports day selection

Back Twisting Movement

SEPTEMBER

- Exercise with Counting
- Marching Practice
- Drill Practice
- Athletics
- Sports day selection
- Sports day practice
50m, 75m, 4x50m Relay, Hopping,
- Touch and Run,
- Throw ball for long distance
- Standing broad jump
- Hopping
- Bean Bag
- Novelty Race
- Composite Race

OCTOBER

- Warm Up Exercises
- Marching Practice
- Sports day drill practice
- Athletics
- Standing Broad Jump
- Sports day selection
- Sports Day practice
50m, 75m, 4x50m Relay, Hopping,
Touch and Run,
- Throw ball - long distance
- Standing broad jump
- Bean Bag
- Novelty Race
- Composite relay

NOVEMBER

- Warm Up Exercises (Up and Down)
- Marching Practice Sports day drill practice
- Athletics
- Sports day practice
- **Sports Day Selection.**
50m, 75m, 4x50m Relay, Hopping,
Touch and Run,
- Throwball for long-distance
- Standing broad jump
- Shuttle runs
- Novelty Game
- Composite relay

DECEMBER

SPORTS DAY

- Warm Up Exercise
- Throw ball for long distance
- Standing broad jump
- Shuttle run
- Pillar Pose
- Airplane Pose
- Rules and regulations of Basketball
- Basketball Skill
- Bounce and Catch the ball with both hands
- Chest Pass
- Throw and dribble
- Cool Down Exercise
- Washing hands

JANUARY

- Warm Up Exercises
- Yoga- Shavasana
- Saral BhujangAsana
- Cool Down exercise
- Mindfulness
- Rules and regulations of football
Dribbling, passing, kicking and stopping the ball
- Stories related to sports person
- Red and Greenlight game
- Spin the Teacher

FEBRUARY

- Rules and regulations of football
Dribbling, passing, kicking, and stopping the ball
Stories related to sports personalities
- Rules and regulation of Basketball
Basketball skill
Bounce and catch with both the hands
Chest pass
Throw and dribble
- EXERCISES
SUGGESTED BY D.O.E.
Push-Ups
Squat Knee
hug Skipping
Jumping jack
- Gross Motor Skills Learn walking in a line - - -Walk backwards
- Walk Sideways
- Walk Forward
- Tip Toes, Jumping, squat
- Mindfulness
- Cool Down Exercise
- Eye Muscle Exercise

ASSESSMENTS

Term 1		Syllabus
Half Yearly Assessment	September	<ul style="list-style-type: none">● Discipline● Follow the given instructions● Rhythm in the body● Team performance● Agility● Show Team Spirits
Term 2		
Annual Assessment	February	<ul style="list-style-type: none">● Discipline on the Field● Hand Movement● Body Posture● Follow the instructions● Speed● Straight line running● Coordination● Flexibility

WESTERN MUSIC

APRIL

- Mummy Darling, Papa Darling
- Itsy Bitsy Spider

MAY

- A Mother's Day Song
- Row, Row, Row Your Boat

JULY

- Hokey Pokey
- Hot Cross Buns

AUGUST

- The Wheels on the Bus
- The Weather Song

SEPTEMBER

- Revision for Term-I
- 1-2-3-4-5 Once I Caught A Fish Alive
- Mary Had A Little Lamb

OCTOBER

- Skip to My Lou
- I Love You (Family & Friends)

NOVEMBER

- This is the Day
- Every Single Cell in My Body

DECEMBER

- Jingle Bells
- We Wish You A Merry Christmas

<u>JANUARY</u>		<u>FEBRUARY</u>	
<ul style="list-style-type: none"> ● B-L-U-E Spells Blue ● What is Red? ● O Be Careful Little Eyes 		<ul style="list-style-type: none"> ● Heads, Shoulder, Knees and Toes ● The More We Get Together ● Revision for Term-2 	
ASSESSMENT			
Term 1		Syllabus	
Half Yearly Assessment April to September (6 Months)	September	<ol style="list-style-type: none"> 1. Mummy Darling, Papa Darling 2. Itsy Bitsy Spider 3. A Mother's Day Song 4. Row, Row, Row Your Boat 5. Hokey Pokey 6. Hot Cross Buns 7. The Wheels on the Bus 8. The Weather Song 9. 1-2-3-4-5 Once I Caught A Fish Alive 10. Mary Had A Little Lamb 	
Term 2		Syllabus	
Annual Assessment	February	<ol style="list-style-type: none"> 1. Skip to My Lou 2. I Love You (Family & Friends) 3. This is the Day 4. Every Single Cell in My Body 5. Jingle Bells 6. We Wish You A Merry Christmas 7. B-L-U-E Spells Blue 	

October to
February
(5
months)

8. What is Red
9. O Be Careful Little Eyes
10. The More We Get Together

YEAR 2024-2025 SONGS – COMPILATION

This is a compilation of SONGS the boys will be taught in the Western Music periods.

Kindly help your child learn and enjoy these songs.

Mummy Darling, Papa Darling

Mummy darling, papa darling
I love you; I love you
See your baby dancing,
See your baby dancing
Just for you, just for you

Mummy darling, papa darling
I love you; I love you
See your baby smiling,
See your baby smiling
Just for you, just for you

* See your baby praying

* See your baby studying

Itsy Bitsy Spider

The itsy bitsy spider climbed up the water
spout
Down came the rain, and washed the
spider out
Out came the sun, and dried up all the
rain
and the itsy bitsy spider went up the spout
again

A Mother's Day Song

Mother's Day is a happy day
Mother's Day is a happy day
Mother's Day is a happy day
For all the mothers we celebrate

M-O-T-H-E-R

Happy Mother's Day!

Row, Row, Row Your Boat

Row, row, row your boat
Gently down the stream
Merrily, merrily, merrily, merrily
Life is but a dream.

Row, row, row your boat
Treasures down the stream
Up down, up down
Let's all row and sing

Hokey Pokey

You put your right hand in You take your
right hand out You put your right hand in
And you shake it all about You do the
hokey pokey
And turn yourself around
And that's what it's all about

- * You put your left hand in...
- * You put your right foot in...
- * You put your left foot in...
- * You put your shoulders in...
- * You put your whole self in...

Hot Cross Buns

Hot Cross Buns
Hot cross buns,
Hot cross buns,
One a penny, two a penny
Hot cross buns.

Give them to your daughters,
Give them to your sons,
One a penny, two a penny
Hot cross buns

The Wheels on the Bus

The wheels on the bus go round and
round,
Round and round, round and round.
The wheels on the bus go round and
round,
All through the town.

The doors on the bus go open and shut;
Open and shut; open and shut.
The doors on the bus go open and shut;
All through the town

The wipers on the bus go swish, swish,
swish;
Swish, swish, swish; swish, swish, swish.
The wipers on the bus go Swish, swish,
swish,
All through the town.

The Weather Song

(in the tune of "Oh My darling!")
What's the weather? What's the weather?
What's the weather, everyone?
Is it windy?
Is it cloudy?
Is there rain?
Or is there sun?

The horn on the bus goes beep, beep,
beep;
Beep, beep, beep; beep, beep, beep.
The horn on the bus goes beep, beep,
beep,
All through the town.

The lights on the bus go blink, blink, blink;
Blink, blink, blink; blink, blink, blink.
The lights on the bus go blink, blink, blink;
All through the town.

The baby on the bus says "Wah, wah,
wah;
Wah, wah, wah; wah, wah, wah".
The baby on the bus says "Wah, wah,
wah,"
All through the town.

The mommy on the bus says "Shush,
shush, shush;
Shush, shush, shush; shush, shush,
shush."
The mommy on the bus says "Shush,
shush, shush,"
All through the town.

The daddy on the bus says, "I love you,
I love you, I love you"
The daddy on the bus says, "I love you"
All through the town.

1 2 3 4 5 Once I Caught A Fish Alive

One, Two, Three, Four, Five,
Once I caught a fish alive,
Six, Seven, Eight, Nine, Ten,
Then I let it go again.

Mary Had A Little Lamb

Mary had a little lamb,
Little lamb, little lamb
Mary had a little lamb
Its fleece was white as snow

Why did you let it go?
Because it bit my finger so...
Which finger did it bite?
This little finger on my right.

And everywhere that Mary went,
Mary went, Mary went
And everywhere that Mary went,
The little lamb was sure to go

It followed her to school one day,
School one day, school one day
It followed her to school one day
Which was against the rule.

It made the children laugh and play,
Laugh and play, laugh and play
It made the children laugh and play
To see a lamb at school

Skip To My Lou

Skip, skip, skip to my lou
Skip, skip, skip to my lou
Skip, skip, skip to my lou
Skip to my lou, my darling

Fly's in the buttermilk, shoo, fly, shoo!
Fly's in the buttermilk, shoo, fly, shoo!
Fly's in the buttermilk, shoo, fly, shoo!
Skip to my Lou, my darling!

Lou, Lou, skip to my Lou!
Lou, Lou, skip to my Lou! Lou,
Lou, skip to my Lou!
Skip to my Lou, my darling.

* Cows in the cornfield, what shall I do?
** There's a little red wagon, paint it blue

I Love You (Family & Friends)

I love you, you love me
We're a happy family
With a great big hug
And a kiss from me to you
Won't you say you love me too?

I love you, you love me
We're best friends like friends should be
With a great big hug
And a kiss from me to you
Won't you say you love me too?

This is the Day

This is the day, this is the day
That the Lord has made
That the Lord has made
We will rejoice, we will rejoice
And be glad in Him, and be glad in Him.

For This is the day that the Lord has made
We will rejoice and be glad and Him
This is the day, this is the day
That the Lord has made.

** These are my friends that the Lord has made.*

Every Single Cell in My Body is Happy

Every single cell in my body is happy,
Every single cell in my body is well (2x)

I thank you Lord, I feel so good
Every single cell in my body is well (2x)

(Start slowly and increase the tempo second, third and fourth time around)

Jingle Bells, Jingle Bells

Jingle bells, jingle bells Jingle all the way
Oh, what fun it is to ride
In a one-horse open sleigh, hey
Jingle bells, jingle bells
Jingle all the way
Oh, what fun it is to ride
In a one-horse open sleigh

Dashing through the snow
In a one-horse open sleigh
O'er the fields we go
Laughing all the way (Ha ha ha)
Bells on bobtail ring
Making spirits bright
What fun it is to ride and sing
A sleighing song tonight

We wish you a Merry Christmas

We wish you a Merry Christmas
We wish you a Merry Christmas
We wish you a Merry Christmas
And a happy New Year.

Good tidings we bring
To you and your kin;
Good tidings for Christmas
And a happy New Year!

INDIAN MUSIC

APRIL

- गोल गोल ये लाल टमाटर

MAY

- गोल गोल ये लाल टमाटर
- टिम टिम करते तारे, फूलों से हैं न्यारे

JULY

- टिम टिम करते तारे, फूलों से हैं न्यारे
- छु क छु क छु क छु क गाड़ी आई

AUGUST

- पी पी पी पी ड र र र रम; नन्हे मुन्ने सैनिक हम
- गायत्री मन्त्र:- ॐ भूर्भुवः स्वः

SEPTEMBER

- एक चिड़िया के बच्चे चार,

OCTOBER

- आई दिवाली,आई दिवाली रे

NOVEMBER

- मैं हूँ टिम टिम करता तारा,

DECEMBER

- प्यारे मसीह से हम बातें करें

JANUARY

- हम हैं नन्हें वीर सिपाही

FEBRUARY

- कुछ रंग भरे फूल, कुछ खट्टे-मीठे फल,

ASSESSMENT

Term 1		Syllabus
Half Yearly Assessment Learn the Lyrics, the tune and Rhythm of the Song for the assessment.(Choose anyone of them)	<u>September</u>	1. छुक छुक छुक छुक गाड़ी आई; 2.गोल गोल ये लाल टमाटर
Term 2		
Annual Assessment Learn the Lyrics, the tune and Rhythm of the Song for the assessment.(Choose anyone of them)	<u>February</u>	1.मैं हूँ टिम टिम करता तारा, 2. हम हैं नन्हें वीर सिपाही

गोल गोल ये लाल टमाटर

गोल गोल ये लाल टमाटर
होते जैसे गाल टमाटर
खून बढ़ाता लाल टमाटर
फूर्ती लाता लाल टमाटर
स्वास्थ्य बढ़ाता लाल टमाटर
मस्त बनाता लाल टमाटर
हम खायेंगे लाल टमाटर
बन जायेंगे लाल टमाटर

छुक छुक छुक छुक गाड़ी आई

छुक छुक छुक छुक गाड़ी आई;
आगे से हट जाना भाई;
हट जाना भाई, बच जाना भाई;
सीटी बज गई, गाड़ी आई;
काला काला धुँआ उड़ाती;
फक फक फक फक शोर मचाती;
गाड़ी आई गाड़ी आई ;
सीटी बज गई, गाड़ी आई ।

टिम टिम करते तारे

टिम टिम करते तारे, फूलों से हैं न्यारे;
हिल-मिल रहते सारे, जैसे दीपक प्यारे प्यारे ;
टिम टिम तारे, हो टिम टिम तारे
मेरा मन ललचाते, साथ खेलना कहते ;
मेरे अंगना आते, कितने दीप जलाते ;
टिम टिम तारे, हो टिम टिम ता

गायत्री मन्त्रः -

ॐ भूर्भुवः स्वः
ॐ भूर्भुवः स्वः
तत्सवितुर्वरेण्यं ।
भर्गो देवस्य धीमहि
धियो यो नः प्रचोदयात् ॥

चिड़िया के बच्चे

एक चिड़िया के बच्चे चार,
घर से निकले पंख पसार,
पूरब से पश्चिम को आए,
उत्तर से दक्षिण को आए,
धूमधाम जब घर को आए,
मम्मी को एक बात सुनाए,
देख लिया हमने जग सारा,
अपना घर है सबसे प्यारा ,
एक चिड़िया के बच्चे चार,
घर से निकले पंख पसार ।

आई दिवाली रे

आई दिवाली, आई दिवाली,
आई दिवाली रे
दीप जलाओ, खुशी मनाओ,
आई दिवाली रे
खूब झड़े फूलझड़ी और पटाखे,
आई दिवाली रे
सबको बांटो खूब मिठाई,
आई दिवाली रे
आई दिवाली, आई दिवाली,
आई दिवाली रे

ले लो ये रंगीन गुब्बारे

रंग बिरंगे प्यारे-प्यारे
ले लो ये रंगीन गुब्बारे
लाल हरे और पीले ले लो
नीले और चमकीले ले लो
गोल गोल हैं मोटे-मोटे
लंबे लंबे, छोटे-छोटे,
सुन्दर ले लो सस्ते ले लो
इन्हें उछालो, इनसे खेलो,
रंग बिरंगे प्यारे-प्यारे
ले लो ये रंगीन गुब्बारे।
इन्हें उछालो, इनसे खेलो,
रंग बिरंगे प्यारे-प्यारे
ले लो ये रंगीन गुब्बारे।

नन्हे मुन्ने सैनिक हम

पी पी पी पी ड र र र रम;
नन्हे मुन्ने सैनिक हम
आगे जाते गीत सुनाते;
कदम उठाते ढोल बजाते

पी पी पी पी ड र र र रम;
नन्हे मुन्ने सैनिक हम
भारत के हम वीर सिपाही
आपस में हैं भाई भाई
पी पी पी पी ड र र र रम;
नन्हे मुन्ने सैनिक हम

मैं हूँ टिम टिम करता तारा

मैं हूँ टिम टिम करता तारा,

आसमान का राज दुलारा

किरणें मुझको दूध पिलाती,

हाथ पकड़ कर नाच कराती

छुप जाते जब सूरज मामू,

कितना सुन्दर कितना प्यारा

मैं हूँ टिम टिम करता तारा,

हम हैं नन्हें वीर सिपाही

हम हैं नन्हें वीर सिपाही

नहीं किसी से डरते हैं,

आगे बढ़ना काम हमारा,

आगे बढ़ते रहते हैं

कितना भी हो कठिन काम

हम, कभी नहीं घबराते हैं

बाधा चाहे जो भी आये

हम आगे बढ़ते जाते हैं -3

हम हैं नन्हें वीर सिपाही

नहीं किसी से डरते हैं....

वन्दे मातरम

वन्दे मातरम

प्यारे मसीह से हम बातें करें

नन्हे मुन्ने बच्चो आओ चलें;
प्यारे मसीह से हम बातें करें,
मिल के चलें, मिल के चलें,
प्यारे मसीह से हम बातें करें

छोटे प्यारे, येशु कभी न लड़े,
हम भी किसी से कभी न लड़े,
मिल के चलें, मिल के चलें,
प्यारे मसीह से हम बातें करें
अच्छी अच्छी चीजें येशु ने दी,
छोटा- सा दिल हम उसी को दें,
मिल के चलें, मिल के चलें,
प्यारे मसीह से हम बातें करें

कुछ रंग भरे फूल

कुछ रंग भरे फूल, कुछ खट्टे-मीठे फल,
थोड़ी बाँसुरी की धुन, थोड़ा जमुना का जल

कोई ला के मुझे दे! एक सोना जड़ा दिन
एक रूपों भरी रात, एक फूलों भरा गीत
एक गीतों भरी बात- कोई ला के मुझे दे!

एक छाता छाँव का, एक धूप की घड़ी,
एक बादलों का कोट, एक दूब की छड़ी-
कोई ला के मुझे दे!

एक छुट्टी वाला दिन, एक अच्छी-सी किताब,
एक मीठा-सा सवाल, एक नन्हा-सा जवाब-
कोई ला के मुझे दे!

Art / craft

APRIL

- Apple
- Earth Day Activity
- Self Portrait

MAY

- Sun-Colouring
- Fingerprint caterpillar/ with circle
- My favorite fruit - paper tearing

JULY

- Rainbow
- Okra Printing
- Origami - Tulip flower
- Umbrella

AUGUST

- National Bird – Peacock.
- Rakhi Making.
- Clown with shapes.
- Draw and color Picture of Lord Krishna

SEPTEMBER

- Ocean craft
- My garden - Okra and flowers printing

OCTOBER

- Bird craft/ origami
- Dussehra craft
- Diya decoration

NOVEMBER

- Giraffe - drawing and colouring
- Elephant drawing and colouring
- Sheep- cotton sticking activity

DECEMBER

- Christmas craft tree/ bell/ star
- Colouring of Nativity scene

JANUARY

- Free hand drawing of car
- Republic Day- Making the Indian flag- paper tearing activity

FEBRUARY

- Fork printing- Sunflower (Spring)
- Make a card for the helpers

St. Columba's School
Class: KG
Syllabus– 2024-2025

CSE - COMPREHENSIVE SEXUALITY EDUCATION	
<u>APRIL</u>	<u>MAY</u>
<ul style="list-style-type: none"> • Thank you God for my special body. 	<ul style="list-style-type: none"> • My body belongs to me! I must take care of it.(Body Hygiene)
<u>JULY</u>	<u>AUGUST</u>
<ul style="list-style-type: none"> • The Safety triangle • My own safe space 	<ul style="list-style-type: none"> • Differentiating between Safe, Unsafe and Unwanted touch.
<u>SEPTEMBER</u>	<u>OCTOBER</u>
<ul style="list-style-type: none"> • My Safety Circle 	<ul style="list-style-type: none"> • I can ask for help from my Safe People
<u>NOVEMBER</u>	<u>DECEMBER</u>
<ul style="list-style-type: none"> • Beware of strangers! 	<ul style="list-style-type: none"> • Let's be safe in the washroom!
<u>JANUARY</u>	<u>FEBRUARY</u>
<ul style="list-style-type: none"> • Let's be safe in vans, buses, parks, etc. 	<ul style="list-style-type: none"> • Body Safety Rules (Recapitulation)